

# PHYSICAL HEALTH & WELL-BEING

## INDICATOR #21 Infant Mortality Rate

### DEFINITION

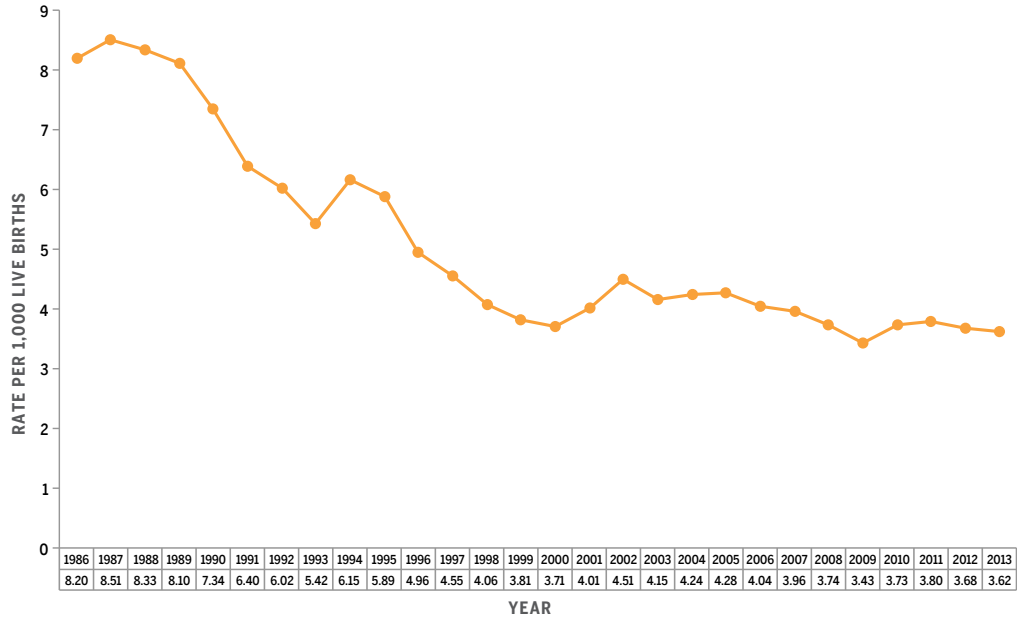
**INDICATOR #21** — Number of infant deaths per 1,000 live births in a calendar year, where an infant is defined as being less than 365 days old.

### KEY MESSAGES

- ▶ The Canadian **infant mortality** rate was 4.8 per 1,000 live births in 2012.<sup>1</sup>
- ▶ Figures 21.1 and 21.2 show that in BC and Canada infant mortality rates have fluctuated year to year, but declined overall.<sup>1</sup>
- ▶ The gradually declining infant mortality rate in Canada has generally been attributed to prevention measures<sup>2</sup> such as improved sanitation, nutrition, and education, as well as advances in clinical medicine, improved access to health care, and better surveillance and monitoring of disease.<sup>3</sup>
- ▶ Infant mortality for multiple births (twins) has also decreased over the last 30 years and leveled off between 2000 and 2013, despite some year-to-year variation (Figure 21.3).

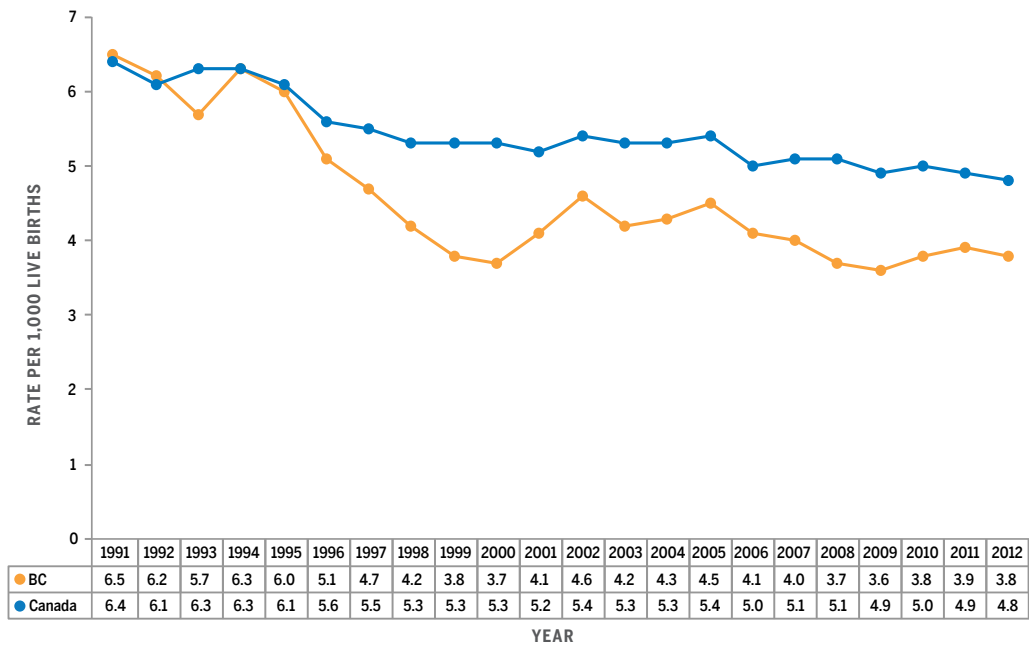
<sup>1</sup>Please note that the infant mortality rates for Figures 21.1 and 21.2 do not match exactly, as they are from different data sources.

**FIG 21.1** Infant Mortality, Rate per 1,000 Live Births, BC, 1986 to 2013



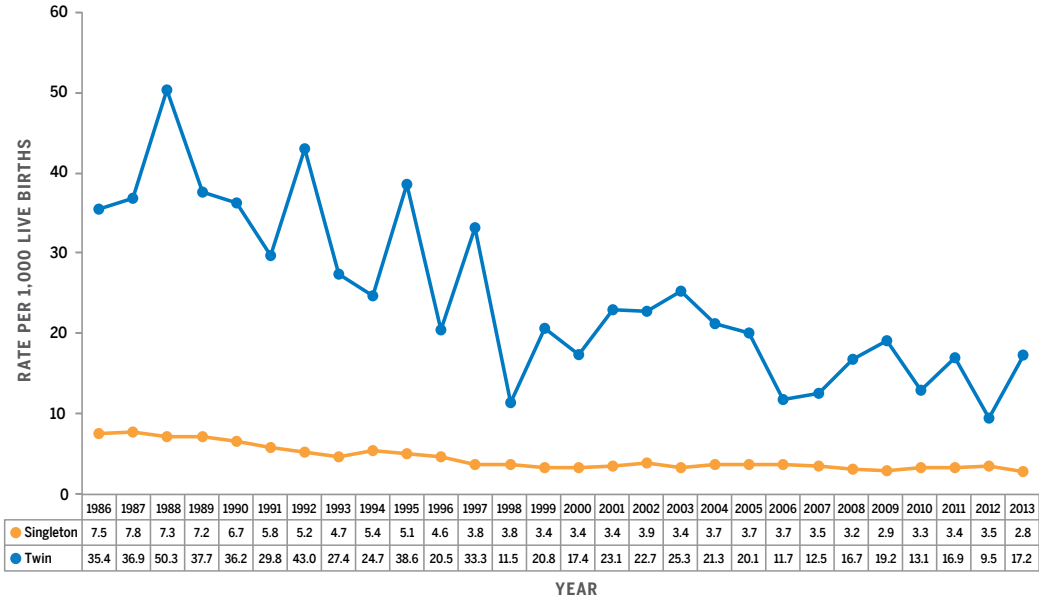
**Notes:** "Infant mortality" means a child who dies within 365 days of birth. See Appendix B for more information about this data source.  
**Source:** BC Vital Statistics Agency, 1986 to 2013. Prepared by the Surveillance and Epidemiology Team, BC Office of the Provincial Health Officer, 2016.

**FIG 21.2** Infant Mortality, Rate per 1,000 Live Births, BC and Canada, 1991 to 2012



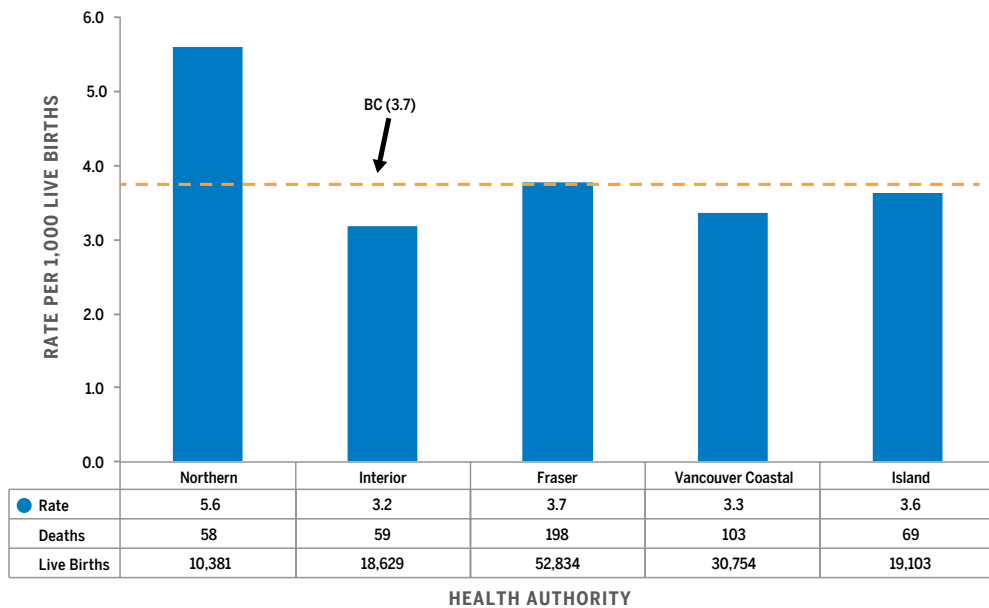
**Notes:** "Infant mortality" means a child who dies within 365 days of birth. See Appendix B for more information about this data source.  
**Source:** Statistics Canada, Canadian Vital Statistics, 1991 to 2011. Table 102-0504, Deaths and mortality rates, by age group and sex, Canada, provinces and territories, CANSIM database. Prepared by the Surveillance and Epidemiology Team, BC Office of the Provincial Health Officer, 2016.

**FIG 21.3** Infant Mortality, Rate per 1,000 Live Births, by Multiplicity, BC, 1986 to 2013



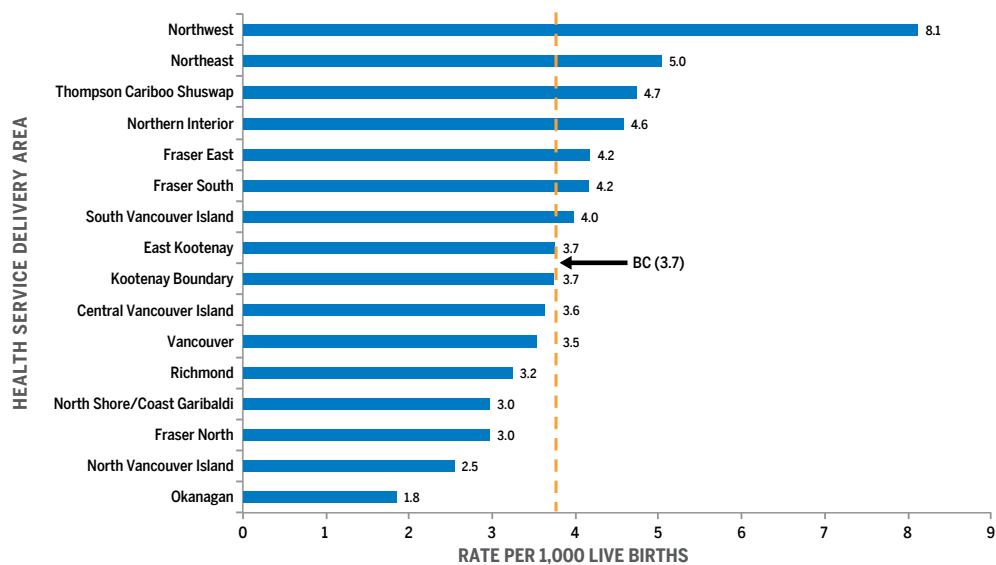
**Notes:** "Infant mortality" means a child who dies within 365 days of birth. See Appendix B for more information about this data source.  
**Source:** BC Vital Statistics Agency, 1986 to 2013. Prepared by the Surveillance and Epidemiology Team, BC Office of the Provincial Health Officer, 2016.

**FIG 21.4** Infant Mortality, Rate per 1,000 Live Births, by Health Authority, BC, 2011-2013



**Notes:** "Infant mortality" means a child who dies within 365 days of birth. Health authority is based on the usual residence of the mother. Analysis includes BC residents only. There were 19 births with unknown geography in BC during 2013 that are included at the BC level only. See Appendix B for more information about this data source.  
**Source:** BC Vital Statistics Agency. 2011-2013 data. Originally prepared by the Surveillance and Epidemiology Team, BC Office of the Provincial Health Officer, 2016; updated 2017.

**FIG 21.5** Infant Mortality, Rate per 1,000 Live Births, by Health Service Delivery Area, BC, 2011-2013



**Notes:** "Infant mortality" means a child who dies within 365 days of birth. Health service delivery area is based on the usual residence of the mother. Analysis includes BC residents only. There were 19 births with unknown geography in BC during 2013 that are included at the BC level only. See Appendix B for more information about this data source.

**Source:** BC Vital Statistics Agency. 2011-2013 data. Originally prepared by the Surveillance and Epidemiology Team, BC Office of the Provincial Health Officer, 2016; updated 2017.

## REFERENCES

- <sup>1</sup> Statistics Canada. Infant mortality rates, by province and territory (both sexes) (table). Ottawa, ON: Statistics Canada; [modified 2015 Dec 10; cited 2016 Jun 15]. Available from: <http://www.statcan.gc.ca/tables-tableaux/sum-som/101/cst01/health21a-eng.htm>.
- <sup>2</sup> H. Krueger & Associates. Child and youth health and well-being indicators project: appendix F – physical health and well-being evidence review [prepared for the Office of the Provincial Health Officer and the Canadian Institute for Health Information]. Ottawa, ON: Canadian Institute for Health Information; 2011.
- <sup>3</sup> Canadian Public Health Association. Overview: healthier mothers and babies [Internet]. Ottawa, ON: Canadian Public Health Association; [cited 2016 Jun 23]. Available from: <http://www.cpha.ca/en/programs/history/achievements/06-hmb/overview.aspx>.